



ARVEY 's GONE MISSING!!

Frognapped or Lost!

Please help us find him!

CONTENTS

Editorial Pg. 1.

Boonah Qld 2018 AGM Flyer. Pg. 2.

WA Cervantes Rally Flyer. Pg.3.

Qld Broom's Head Rally Report. Pg.4.

Qld Darlington Park Rally Report. Pg.5-7

Qld Neurum Creek Rally Report. Pg.8-9

SA Ryelands Farm Rally Report. Pg.10

SARV Other News. Pg.11.

NSW Valla Beach Rally Report. Pg.12.

NSW Boonah Tag-a-Long. Pg.13.

NSW Lake Keppel Rally Flyer. Pg.14.

Meet Our Member. Pg.15.

Facebook Comments Pg. 16.

Camp Ovens Editorial. Pg 17-18

The Last Word. Pg. 19.

Gear Shop. Pg. 20.

Albany Avenue of Lights. Pg.21.

Editorial:

Happy EOFY for 2018.


Pete and myself are currently in Denham until the beginning of August. What a great place to spend the winter months. Whilst out on the water fishing the other day, I mentioned to Pete what a great lifestyle that we have. We, like a lot of our members, have the ability to go wherever we wish and take with us the comforts of home in the form of our RV's.

We were sitting out in the ocean about 19 miles out of Denham, a few miles off shore. We got to see Dugongs, turtles, dolphins, sharks and fish at the bottom on the coral reefs. Not to mention the different types of seabirds. Now you really couldn't ask for more than that. We caught enough fish to keep us going for a few days, but had a lot of fun catching and releasing undersize fish (Pink Snapper put up a great fight).

We went out the following day and managed to bring in our boat limits. Pink Snapper and Blue Lined Emperor's (Black Snapper). A small life lesson was learnt in the form of NOT putting your thumb in the mouth of a live snapper. They bite.

I read with great interest the various rally reports we get from the different states. Please keep sending through your reports and stories. Everyone likes to keep an eye on whats happening

elsewhere. Don't forget to send through your stories if you have something exciting happening in your travels. We have several of our WA members already on the road travelling over to the East for the AGM. I look forward to reading and passing on their stories.



The AGM Registration form is now open on the website www.ulyssesrv.org

The 2019 AGM will be held at Meningie (Lake Arthur CP). Updates will follow on the website.

We haven't heard from ARVEY lately. Where has he gone? Has he been Frognapped or is he hiding. Please help us find him!!!

That's all for now. Keep the shiny side up.

Editor (aka Judi)



CONTACT DETAILS

Rick and Sherol: —Ph. 0402453380- email: admin@ulyssesrv.org

Ken and Doreen: —Ph. 0417630750- email: ken@ulyssesrv.org

Qld.—Gordon & Judy, Blip and Di: - email: queensland@ulyssesrv.org

S.A.—Max & Jacqui, Colin & Di, Wayne: - email: southaustralia@ulyssesrv.org

Vic.—Ken, Marilyn & Richard: - email: victoria@ulyssesrv.org

W.A.—Judi & Pete, Shane & Rob: - email: westernaustralia@ulyssesrv.org

NSW. — Carolyn & Ian, Margaret and Stephen: - email: newsouthwales@ulyssesrv.org

Gear Shop—Gordon & Judy: - email: sales@ulyssesrv.org

Editor – Judi Raven: - email: editor@ulysses.org



QLD ULYSSES RV GROUP

invites you to attend the

2018 AGM at **BOONAH**

in the **SCENIC RIM SE QLD**

BOONAH is:-

- ✓ 86km from the Brisbane CBD
- ✓ 48km from Ipswich
- ✓ 83km from Warwick
- ✓ 90 mins from Gold Coast and Theme Parks
- ✓ Gateway to the Mt Range National Park - bushwalking, climbing, picnics
- ✓ Close to MOOGERAH & MARGON Dams - boating, fishing, kayaking
- ✓ Wyalong Dam - mountain biking
- ✓ Access to local wineries

BOONAH has:-

- ✓ Country cafes bakeries, gift shops, historic pubs
- ✓ Antique centre
- ✓ Art Gallery
- ✓ Maynard's Store - everything incl. craft fabric
- ✓ Convention Centre/Movie Theatre
- ✓ Info centre
- ✓ Historical Museum
- ✓ A light airfield - learn to fly/glide
- ✓ Golf course
- ✓ Bowls
- ✓ Swimming Pool
- ✓ Markets

15th-21st OCTOBER 2018

BOONAH SHOWGROUNDS

Queensland Ulysses RV Group is currently working with the Boonah Show Society and Community to make your stay in the Scenic Rim one to be remembered. Welcome BBQ, "Country Theme" Dinner Dance, Farewell Breakfast, Games, Activities specific to the Region, Excursions, Wineries, Galleries, Gliding, Pistol Shooting, 4x4 tag-a-long, raffling of the infamous Ulysses RV Hexagon Quilt, Happy Hours & Campfires, Sing-a-long PLUS your cheery faces.

All this will contribute towards another successful AGM gathering of our ULYSSES RV GROUP

COORDINATORS: Gordon and Judy 0423864492

gordonjudith@bigpond.com

Blip and Di

VISITOR INFORMATION CENTRE: 07) 5463 2233 Website: - www.scenicrimtourism.org.au



ULYSSES MEMBERS RV GROUP – WA BRANCH



CERVANTES RALLY

14-16 September 2018

RAC Cervantes Holiday Park



**35 Aragon St, Cervantes
Western Australia 6511
Australia**

Phone: 08 9652 7060

Fax: 08 9652 7112

Email: reservations@raccervantesholidaypark.com.au

www.raccervantesholidaypark.com.au



DISCOUNTED PRICE OF \$36.80 per night

(No further discount available)

A deposit of standard site fee of \$46.00 is required when booking.


**** PRICE IS BASED ON 16 VANS ATTENDING ****

Please quote **Booking # 134303** and advise that you're with the Ulysses Members RV Group upon booking.



PET FRIENDLY

Pot Luck Dinner on Saturday Night. Supply a hot/cold dinner or dessert.



Morning Tea at the onsite café for those that are interested.

There are four major routes to Cervantes from the South, North, East and West.

South: Via Perth, Wanneroo and Yanchep, Lancelin, Wedge Island and Grey turn offs	Follow the Indian Ocean Drive north; and left onto Cervantes Road.
North: Via Geraldton, Greenough and Dongara	Follow the Brand Highway south; veer right at the Indian Ocean Drive south; and right onto Cervantes Road.
North: Via Leemen, Green Head and Jurien Bay	Follow the Indian Ocean Drive south; and right onto Cervantes Road.
East: From the east metropolitan area of Perth via Midland, Bullsbrook, Gin Gin and Cataby	Follow the Great Northern Highway north; left at Brand Highway, left at Bibby Road, right at Munbinea Road, left at Cervantes Road, left at Indian Ocean Drive, and right back onto Cervantes Road.
West: Via the sparkling turquoise waters of the Indian Ocean	Marine vessels only – anchor down in Ronsard Bay, Cervantes

Qld ULYSSES RV CLUB

10th BIRTHDAY RALLY @ BROOM'S HEAD..... 16 – 18th March 2018

It was that time of year again – Birthday for the Club; hard to believe it is 10 years since the concept of an RV group grew as an extension of the Ulysses Motorcycle Club, with the 1st Rally held at Broom's Head NSW.

Organised by Ken & Doreen, even the weather was made to order!! Warm, sunny days and refreshing nights! Some members arrived for the week while others came for the weekend, with a total of about 40_rigs set up in the area designated for the group. Rick and Sherol drove down from Chinchilla, leaving the van behind, and stayed in a hilltop unit with spectacular views of the ocean.

There was a lot of catching up to do so Happy Hour/s proved a popular spot, as was the Saturday "Stitch and Chat" session, both held under the shade of the enormous Norfolk pines, planted in the area by a forward-thinking pioneer to mark the births of each of his 12 children. Judy, on behalf of the Qlders, was happy to receive more hexagons for the quilt to be completed and auctioned at the Boonah AGM in October this year.

The local bowls club was the eatery of choice on Friday night where we enjoyed fresh, hot and delicious meals and several meat trays were won by our group in the Fri night raffles. A short stroll in the brisk air and we were home!

The highlight of Saturday night was an innovation – a BBQ! BYO meat to cook on BBQs on loan from the local Lion's Club, with salads provided by the club. Raffles (with a highlight prize being a week's accommodation at Brooms Head provided by the Park) & music by Gordon & Gloria completed a pleasant evening.

Many took advantage of the central position of Brooms Head to do day tripping – Sandon, Maclean, Grafton, Yamba – to name a few places visited, while others swam, fished, read, walked and chatted.

Whatever we did we all agreed that meeting up with old friends and making new connections with like-minded people is a real bonus in life and we sincerely thank all involved in its organisation.

Looking forward to catching up at the next **ULYSSES RV BIRTHDAY BASH in 2019!!**

Judy Crosswell



Qld Darlington
Park Rally Report

QUEENSLAND ULYSSES RV GROUP

Darlington Park Rally
Hello 2018
February 08-11

The bush setting at Darlington beside the Albert River headwaters, nestled in the Scenic Rim south of Beaudesert is very picturesque. Flushing toilets and a dump point certainly added to the luxuries! As usual Feb in Qld means hot weather and severe storms, and we were not disappointed! The challenge was to find a cool spot with van temperatures around 39* so we sought cooling off by lolling in the Albert River under the spreading




shade for a couple of hours each afternoon in preparation for Happy Hour. For the main part of the rally storms seemed to circle our site so we were very fortunate.

The main topic of conversation on Friday was that Aldi at Beauie had camping specials! There were some early risers Sat morning heading in and

returning with bulk purchases of camping items! Thanks John and Di!

Hans, Georgie and Bill took advantage of being in the Scenic Rim area and headed out on a couple of rides on the country roads on their trusty steeds trailed behind their motorhomes for just that purpose and returning with smiling faces.

Sandy and Soren organised their itinerary to join us on their return trip to Cornubia after being on the roads around OZ for many months. Peter and Marion, once leaving Darlington, were off on a long trip up through Central and Western Queensland and beyond. Lucky! Lucky! Best wishes for safe travels to our many members who enjoy what the Australian RV Experience has on offer.



During the Sat am. Stitch and Chat session Russell and his partner Keran arrived on their Boom Trike, an engineering masterpiece, a wonderful machine "in the right hands", which

gave us all something to drool over. As per usual the afternoon Happy Hours provided plenty of chat and laughter, with many of the world's political dilemmas being resolved. Evening meals were followed with gatherings around the campfire; a couple of music nights were most enjoyable, with Gloria, Ging and Gordon stretching their vocal chords, with Barry's rendition of "I Still Call Australia Home" being very entertaining. The pot-luck dinner went well with everyone enjoying each other's cooking with thanks to Ray for providing portable lighting.



Qld Darlington Park
Rally Report

New members joined us for this rally. It was great to have them along. John and Maree proudly displayed their 'BUS MOTORHOME', basically taking up half the campsite (just kidding) but this maroon mammoth is something to behold. Both of them still have employment commitments but we are keen for them to see the light and join the retired nomad society to get the most out of their investment.


19 Ulysses RV rigs were on site, with some cancellations, which reinforces our commitment to organising more rallies as we value the company and adventures to be had with like-minded folk. Thanks to all for your ongoing support.

We are all keen to re-assemble again at Brooms Head on 16-19 March for the Birthday Bash.

"The 2018 planner originally had our Queensland group heading out to the Music in the Mulga Festival south of Eulo in May but this will be moved to another year due to other commitments. Those members attending the AGM in South Australia would also have had to rush back as well so will keep you posted."

Thank you for your company and friendship

***Gordon and Judy / Blip and Di
Queensland Coordinators - Ulysses RV Group***



Old Darlington
Park Rally Report
Photos



Qld Neurum Creek
Rally Report

QUEENSLAND ULYSSES RV GROUP
NEURUM CREEK BUSH RETREAT
Bordering D'Aguilar National Park 31 May – 04 June 2018

Campers: - Gordon & Judy, friend Mick, Dick & Kerry, Di & Al with friends, Twig & Dale, Neil & Faye, Darryl & Joy, Bob & Denise



With hectares of neatly mown camp grounds plus showers and toilets, this provided an excellent venue to host our mid-year rally to replace "Music in the Mulga" which is going to be revisited as a rally another year. Neurum Creek is also home to several music concerts and festivals throughout the year. A pet friendly policy was a bonus and being located halfway between Woodford and Kilcoy provided a few rural townships to visit. Neil and Faye had their recent purchase, a New Age van, out for a run. All were impressed with ability in the space of the van to accommodate all the mod-cons for the RV traveller.

The evenings were quite cool and at times joined by a chilly wind, so the campfire was a popular evening retreat with the addition of a couple of sing-a-long nights. Our innovative vehicle and tarp windbreak was appreciated. The early morning fogs and the star filled skies created a charming atmosphere. A new guest to our group was Mick, a keen guitarist and kayak owner so he was in his element. Also, Di & Al had a couple of friends in tow for the golf competition at Kilcoy on Saturday.



Being reasonably close to Brisbane, it was a pleasant surprise to have a couple of members bring their motorbikes for a run for a short visit - Barry on Friday and Blip on Saturday. Being adjacent to the National Park, Friday morning was taken up with a 4x4 tag-a-long led by Darrel and Joy through magnificent forests and ranges up to The Gantry. A pleasant forest site was the host for our morning tea with delights put together by Janet and team members. It was "chat" time Saturday morning with the popular "Stitch and Yarn" in the ladies' corner and the gents solving the range of problems

experienced by nomads and their vehicles on their extensive RV excursions. This was the morning that Blip called in, so he was able to bring us up to pace with his adventures with their fifth wheeler he and Di have purchased, and the SA Ulysses AGM held in early May. Pot luck dinner went down well and members kindly donated raffle prizes, and a wood levy to keep the home fires burning. Denise had come down with the flu, so she was not her spritely self but her soup to start the pot luck dinner was very delicious.



Old Neurum Creek
Rally Report

Sunday was a lay-day with some members heading off to a shopping and hunting experience in Woodford while those with kayaks enjoyed both a morning and afternoon paddle on the quiet creek, offering 3km of travel. The paddle was occasionally interrupted with nature's chorus of the bird wildlife in the area mingled with the chatter of paddlers enjoying the experience.

A discussion was held about the upcoming tag-a-long involving Maleny Showgrounds, Standown Park and the Mary Poppins Festival in Maryborough planned for late June/early July.

Hoping you can join us on this rally with a difference.

Thank you for your company and friendship

**Gordon and Judy / Blip and Di
Queensland Coordinators - Ulysses
RV Group**



SARV Ryelands Farm Rally Report

RYELANDS FARM TARLEE 22ND TO 24TH JUNE 2018

After a nervous week of waiting due to the forecast of rain for the Ryelands Farm weekend, the weather we had was far from that being predicted. There was plenty of sun during the days and cold clear nights, ideal for keeping the campfire stoked day and night. Thanks to the farm owners for their generous supply of firewood



Almost 30 people attended this weekend, with about 2/3 of those arriving on the Thursday. When us latecomers got there on Friday the earlybirds were already overjoyed with the venue. The landscape was velvety green hills, with rocky outcrops and abutting natural scrub – very relaxing views. The amenities, camp kitchens (yes 2 kitchens, one indoors and the other outdoors) and dining room had been built into an operating shearing shed. The dining room had a slow combustion heater which made the room very cosy. For a small park of about 10 pwd sites and about the same number of upwd sites, the visitor is well catered for.

Operating shearing shed – that's right and on Thursday and Friday it was in use with 4 shearers (3 men and 1 woman) clipping the farms sheep flock. I guess we got lucky being there for this viewing treat which would only occur a couple of times each year.

Night times were social times, either around the campfire or in the shed by the slow combustion heater. There were some pretty intense card games happening in the shearing shed, but they weren't playing for sheep stations (sorry about the pun), although winning was taken pretty seriously.

During the days some people went touring around the back roads, and/or checking out the Barossa Valley, visiting neighbouring small towns, walking around the farm or just telling yarns at the fire. (The Clare Valley is not too far away as well). The next closest town to Tarlee is Kapunda which has a very interesting history. While mainly known as a former mining town, there is an extremely interesting historic display in the cellars under a Craft shop attached to the town library. It shows the towns association with Sir Sidney Kidman and it's rural livelihood, it's mining history as mentioned above, prominent residents since being settled in the 1840s and sporting involvement. The North Kapunda Hotel, diagonally across the road from this display also has quite a history and the man-



agement have a couple of ghost tours each week which have become very popular over the past few years. Some of the rooms are set up as they were in the 1800s, the cellar is as it originally was and there are some very interesting stories about the 3 murders at the pub (over 100 years ago) and how the cellars help save some miners in a mine collapse.

One thing that is encouraging for our group of campers is that on these weekends (mainly on Saturdays) other Ulyssians on their bikes or in their cars do a day trip and join in the fun. This weekend was no different and it really enhances the camaraderie of being part of the Ulysses Club. We also had a couple of new faces/non regulars and from the feedback that I have heard, it was a very enjoyable weekend for them.

Everyone left on Sunday, which is not the norm for our group, but it had nothing to do with the venue. Some headed off to the Greenock Aviation Museum where they were meeting up with Adelaide Ulyssians on their ride while others had commitments on Monday such as going to work or minding grandkids. All in all it was a fantastic weekend at a venue that everyone spoke very highly of.

Finally I want to thank those guys who tidied the kitchen and mopped the floors. I'm sure the owners appreciated the tables and chairs being reset in the original place, a clean kitchen and having clean floors. And also a thank you to Leisha for the photos.

Happy and safe travels

Max & Jacqui, Colin & Di and Wayne



South Australia

OTHER NEWS

2018 RV WEEKENDS

September 7th to 9th Naracoorte Showgrounds

After the success of our weekend in 2017 at Cockatoo Downs (near Keith) we return to a venue that is suitable for both Adelaide based campers and Mt Gambier based campers to catchup again. Ph Helen 0414 453 360* for booking and mention you are with Ulysses. (*amended by Ed.)

Email from SARV :Hi Everyone,

I have just found out that the number to book a site for the above weekend, mentioned in previous correspondence in not the correct contact person - I have given you the Caretakers number not the booking person - sorry.

To book a site at the Naracoorte Showgrounds please phone Helen 0414 453 360

As people are already starting to make their bookings (as this is how we found out about the mistake) it looks like it's going to be a well supported weekend. Last years catch up with the Mt Gambier crew at Keith was a good weekend and this promises to be the same - see ya there,

Safe travels

Max

October 15th to 21st Ulysses RV AGM at Boonah Queensland

A great way to catch up with interstate Ulyssians, as well as those from SA, at a great location where there is plenty to see and do and enjoy the night time social activities.

November 16th to 19th Wirrina Cove

This is a beautiful near natural camping spot with grassed sites, shady trees and a creek. Ph 08 8598 3125 for booking and mention you are with Ulysses

'THIS IS ALSO ON'

These are add-ons to our official weekends, and maybe weekenders or even 'through the week trips' that some of us are doing that you may want to join in. As with the four annual official events it is come anyway you can, camp anyway you like and enjoy socialising with your Ulysses mates. They are

28th Sept to 1st Oct 2018 Sth Aust Ulysses Odyssey Robe (Robe Football Club)

19th Oct to 21st Oct 2018 If you are not able to get to the National Ulysses RV AGM at Boonah, there is a group going to Melrose. Ring the oval to book a site (pwd or unpwd) or the Caravan Park for a cabin.

27th, Dec 2018 to Jan 1st 2019 **Wrights Bay** (between Kingston and Robe).

All welcome and it is a MUST BOOK for your site (mention you are with Ulysses) and details can be found by googling Wrights Bay Bush Camping. Come and join in, it doesn't matter how you get there – just be there.



NSW RVers Christmas in July Rally at Valla Beach

NSW Valla Beach Rally Report.

Thirty six Ulysses RVers enjoyed our winter rally at Valla Beach a.k.a. Christmas in July.

Fortunately the early days of the rally (and happy hours) were dry enough for our get togethers where we could all meet and greet around the comfy fire and heaters.(Thanks Bill, Ian and John !)



There were many attractions / destinations nearby for our many and varied excursions. The popular choice was the Pub with no beer at Taylor’s Arm where we enjoyed lunch on Friday.

Lucky for us they had a good supply of beer and wine !

Friday night was an opportunity to test run our potential Christmas lunch venue. We joined the locals for cash and meat raffles.

Ulysses rallyers won 2 prizes and our hosts were delighted with the huge increase in attendees !



We spread far and wide on

Saturday

some visiting Coffs Harbour, Bellingen and Eungai Buffalo farm. Guess

where I went ... moo

Sunday’s Christmas (in July) lunch was a yummy success. The weather turned ugly (colder and wet) so our contingency venue (the conference room) was perfect.

We enjoyed feasting around the cosy fire on decorated tables with Christmas cheer galore.

We farewelled some of our RV buddies after lunch and many retired early to their cosy (appropriately decorated) abodes.



The cool wet weather continued on Monday, so again, the conference room provided our happy hour venue plus a great opportunity to celebrate Robyn’s BIG birthday (a day early as most of us were heading off on Tuesday).

We were delighted with the venue and rally attendance, and such great company to share a few mid winter days with.

Until we meet again.

Cheers

NSW Boonah Tag- A-Long Details

NSW Ulysses RVers – tag a long to Boonah AGM

Our Itinerary maestro has put together a tag along route following on from our Lake Keepit rally to the AGM in Boonah (QLD.)

You may follow part or all and tag along or just meet up at one of our planned stop overs

24th, 25th and 26th September (3 nights) at the Narrabri showground \$18 per night includes power.

27th and 28th September (2 nights) at Burren Junction, a free camp.

29th September up to and including 5th October (7 nights) at Lightning Ridge,

Opal caravan Park (the shmick new one opposite the hot spa) \$38 per night

Ring and book your own site, Carolyn has tentatively held 10 sights and many are already booked

OPAL CARAVAN PARK LIGHTNING RIDGE 68294884 mention Ulysses RV group when booking

6th October (1 night) at the Nindigilly Pub, (Queensland's oldest pub) and a free camp !

7th and 8th October (2 nights) at Surat, a free camp

9th October (1 night) at Meandarra, \$10 for the first night (additional 2 nights free if you chose to stay on)

10th and 11th October (2 nights) at Chinchilla Weir, a free camp

12th, 13th and 14th October (3 nights) at Lake Broadwater, a National Park, \$6.35 per person per night

This is a national park and Pets are NOT allowed, an alternative is the caravan park in Dalby (30K away).

15th October Boonah ... let's party !!

NSW Next Rally Details

NSW Ulysses RVers – our next rally September 2018

We have a rally planned between 19th and 24th September at Lake Keepit (i.e. last night 23rd, heading off on Monday 24th)

It will be at the Inland Waters Holiday Park and we plan to camp in the bush camping area.

The bush camping area is a vast open area, lightly treed with a flushing toilet and dump point.

However if you have no on board amenities you are allowed to use those in the adjacent caravan park, just a short drive across the paddock.

Alternatively, if you would prefer a powered site, you may book with the caravan park and drive to the rally site (couple of minutes away within the park)

Lake Keepit is between Tamworth and Gunnedah.

PLEASE let Carolyn Hoyer know if you plan to attend as she needs to make a single “bulk” booking



MEMBERS NAME:

Alan Warner

What Town/State are you from?

Perth WA

What type of RV do you have?

Happy with our old Jayco & Landcruiser 200 series

What is your fantasy RV & Tug?

Linda Mathews

Introduce your Partner? –

Do you travel with Pets? Introduce them also -

No Pets

Are you retired? Or still working? What job did you do?

Retired at 69 July 2017. Various position in the processing and mining industries

What is the best trip you have had in your RV? –

On it now. Left Perth in April heading slowly to RV AGM.

What is your favourite destination? Is it a Free Camp or CP? And why?

Toss up between Bremer Bay and Coral Bay WA. Both Free Camping & CP

What is your favourite meal? –

I just love food but if pushed would probably say a good steak and vegetables.

70 years old, still ride bikes when I can with the Armadale Heritage branch. Really enjoy the camaraderie with the Ulysses group. Born in the UK and came to WA in 1973 and never looked back. First RV AGM was Taunton Farm last year and enjoyed it so much decided to go to Boonah this year. Used to road race bikes unsuccessfully in terms of wins but had a great time doing it and made many friends across Australia. If you want to find out more chat to me in Boonah lol



About myself? -

Just Joking



A man with a bald head and a wooden leg is invited to a Xmas fancy dress party. He doesn't know what to wear to hide his head and his wooden leg, so he writes to a fancy dress company to explain his problem. A few days later he receives a parcel with a note:

'Dear Sir,
Please find enclosed a Pirate's outfit. The spotted handkerchief will cover your bald head and with your wooden leg you will be just right as a Pirate.'

The man is offended that the outfit emphasizes his disability, so he writes a letter of complaint.. A week passes and he receives another parcel and note:

'Dear Sir,

Sorry about the previous parcel. Please find enclosed a monk's habit. The long robe will cover your wooden leg and with your bald head you will really look the part'.

The man is really incandescent with rage now, because the company has gone from emphasizing his wooden leg to drawing attention to his bald head. So he writes a really strong letter of complaint..

A few days later he gets a very small parcel from the company with the accompanying letter:

'Dear Sir,
Please find enclosed a tin of Golden Syrup. We suggest you pour the tin of Golden Syrup over your bald head, let it harden, then stick your wooden leg up your arse and go as a toffee apple'.




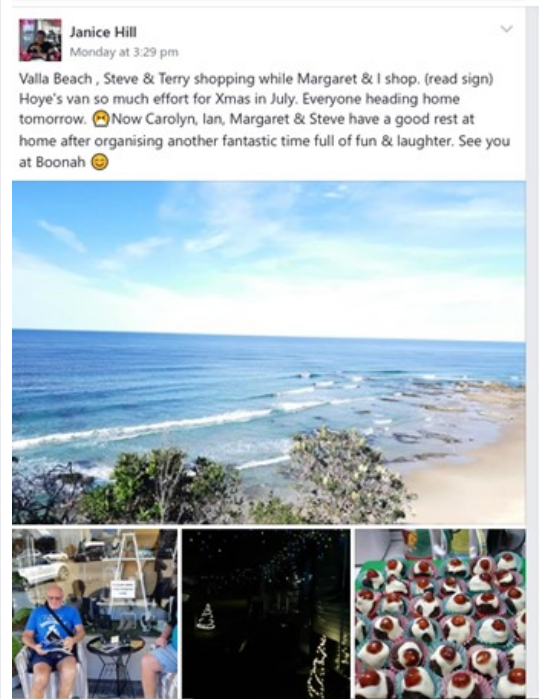
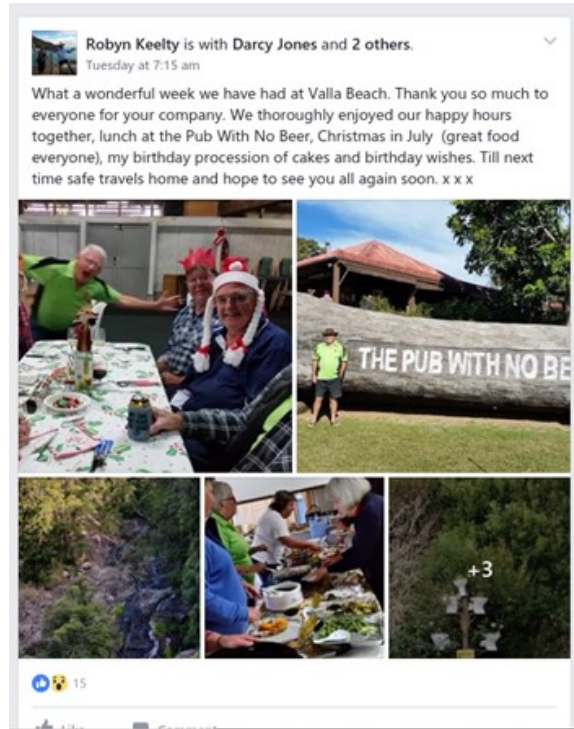
Facebook Comments

This group is for Ulysses Club Inc members who own and use Caravans, Motorhomes, Campervans or Camper Trailers. It was started to facilitate members of the Ulysses Club who have moved on to RV travel, or own and use an RV, to maintain the friendships and camaraderie formed through membership of the Ulysses Club. To join the RV Group you or your partner must be a member of the Ulysses Club Inc. As the site grows we will bring you the latest news and get together reports, plus any news we think is relevant to RV'ers concerning our lifestyle. This group is moderated and anyone posting indecent, offensive, insensitive or similar posts will be kicked out of the group.

Just some comments and posts from the Ulysses RV Facebook Page.

If you haven't already become a member of the page, login to Facebook and search Ulysses RV. Like the page and Rick will add you to the members page.

A great source of up to date information on the Group.



Camp Ovens

Camp Ovens



Well this is a favourite for everyone that travels—the Humble Camp Oven. The camp oven has been around forever and is the most common form of cooking utensils in the world. Originating in the Netherlands in around the 1700's it was taken up by the British, who perfected the cast



iron oven as it known today. There have been many variations of the Camp Oven over the last few centuries but still proves to be one of the best methods of cooking both whilst travelling and in the home. (The humble casserole dish is an ancestor of the Dutch Oven)

Like most people, we carry one around and use whenever we can. We have the Pioneer Brand (4.5 quart or 10 inch for cooking and a 6 inch for the damper/cakes/vegies etc) which has a indented lid for the coals and stand for placing another oven on top. Other people use the spun steel type (Bedourie Oven or Aussie Oven) *In Australia, a **bedourie** camp oven is a steel cookpot shaped and used like a Dutch oven. Named after Bedourie, Queensland, the Bedourie ovens were developed as a more robust (non-breakable) alternative to the more fragile cast-iron Dutch ovens¹.*



It all depends on your preference but they all work as well as each other. The spun steel type is lighter than Cast Iron and has a lid you can use as a frypan, if required. It cooks faster than the Cast Iron one and if dropped, when hot, will only dent unlike the Cast Iron that will crack if dropped when hot.

We use a Weber Kettle and hot coals (heat beads) as the fuel and find this to be sufficient. It allows us to use as a source of heating during and after the cooking stage, and we don't have to worry about finding wood, chopping it and topping up. For those opting for an open fire, all you need is wood and coals. Dig a hole and place the coals around, under and on top of the oven.

If you want to be able to compare the different sorts of camp ovens available take a look at this website: <https://www.snowys.com.au/blog/cast-iron-versu-steel-camp-ovens/>

Easy Aussie Beer Damper

Ingredients:
 2 1/2 cups self raising flour
 1 good pinch of salt
 175 mls of beer (roughly half a can)

Instructions:
 Place the flour and salt into the bowl.
 Make a well in the middle.
 Pour the beer into the well.
 Get your hands dirty! Combine the ingredients together until the dough is formed.
 Adjust the mixture by adding extra beer or flour if needed.
 Turn the dough out onto a floured surface.
 Knead gently for a few minutes.

Cooking:
 Place into a pre-heated camp oven & cook for approx 35 minutes. Alternatively, cook in an oven pre-heated to 190 degrees for around the same.

When cooked, damper will be golden & sound hollow when tapped.



Get more recipes in our "Australian Damper Recipes" cookbook.

Little Aussie Travellers.com.au



¹ Wikipedia

Roast Chicken
Recipe for Camp
Oven

Whole Chicken Dinner in the Dutch Oven with Just 5 Ingredients

Serves 4

What You Need

Ingredients

- 1 (3- to 4-pound) whole chicken, such as a broiler or fryer
- 2 teaspoons kosher salt
- 4 cups dry bread cubes (approximately 1-inch cubes)
- 2 cups (1/2-inch) butternut squash cubes (from about 1 small squash)
- 1/2 large red onion, chopped
- 4 sprigs fresh thyme

Equipment

- Kitchen twine (optional)
- 1 6- to 8-quart
- Dutch oven
- Cutting board
- Knife

Instructions

1. Preheat the oven to 375°F. Arrange a rack in the lower third of the oven, remove the racks above it, and heat to 375°F. We us heat beads in a Weber Kettle – use chart for quantities
2. Season the chicken with the salt. Pat the chicken dry with paper towels. Season inside and out with the salt. Tie the legs together with kitchen twine if desired. Set aside while the oven preheats and while you prepare the dressing ingredients.
3. Layer the bread, squash, and onions in the Dutch oven. Layer the bread cubes, squash, and thyme in a 6- to 8-quart Dutch oven. Make a sort of well in the center for the chicken to sit in.
4. Add the chicken and roast covered for 1 hour. Place the chicken in the well. Cover and roast for 1 hour.
5. Roast uncovered for 30 minutes, or until the chicken is golden and tender. Uncover and continue to roast the chicken for another 30 minutes. The skin will become crisp and golden and the meat will be quite tender, like a rotisserie chicken. The juices should run clear and an oven thermometer inserted in the thickest part of the thigh should be at least 165°F.
6. Rest the chicken for 15 minutes in the pot. Remove the pot from the oven and let the chicken rest uncovered for 15 minutes.
7. Carve and serve. Transfer the chicken to a cutting board and carve. Serve with the dressing (bread and squash).



Dutch Oven Temperature Chart – Number of Charcoal Briquettes Required Camping For Foodies .com						
Oven Size	325 Degrees	350 Degrees	375 Degrees	400 Degrees	425 Degrees	450 Degrees
8 Inch	Top: 10 Bottom: 5 Total: 15	Top: 11 Bottom: 5 Total: 16	Top: 11 Bottom: 6 Total: 17	Top: 12 Bottom: 6 Total: 18	Top: 13 Bottom: 6 Total: 19	Top: 14 Bottom: 6 Total: 20
10 Inch	Top: 13 Bottom: 6 Total: 19	Top: 14 Bottom: 7 Total: 21	Top: 16 Bottom: 7 Total: 23	Top: 17 Bottom: 8 Total: 25	Top: 18 Bottom: 9 Total: 27	Top: 19 Bottom: 10 Total: 29
12 Inch	Top: 16 Bottom: 7 Total: 23	Top: 17 Bottom: 8 Total: 25	Top: 18 Bottom: 9 Total: 27	Top: 19 Bottom: 10 Total: 29	Top: 21 Bottom: 10 Total: 31	Top: 22 Bottom: 11 Total: 33
14 Inch	Top: 20 Bottom: 10 Total: 30	Top: 21 Bottom: 11 Total: 32	Top: 22 Bottom: 12 Total: 34	Top: 24 Bottom: 12 Total: 36	Top: 25 Bottom: 13 Total: 38	Top: 26 Bottom: 14 Total: 40
16 Inch	Top: 25 Bottom: 12 Total: 37	Top: 26 Bottom: 13 Total: 39	Top: 27 Bottom: 14 Total: 41	Top: 28 Bottom: 15 Total: 43	Top: 29 Bottom: 16 Total: 45	Top: 30 Bottom: 17 Total: 47

Recipe Notes

Storage: Leftovers can be stored in an airtight container in the refrigerator for up to 4 days.



The Last Word

The Last Word

By Rick Bedford

Well, over half way through the year. I have been seeing various posts on our Facebook page about the State Rallies that were held in recent months, and it seems that everyone has been enjoying a great time. There should be reports earlier in this newsletter on each of the events. I would like to thank the State Coordinators who spend their time and effort in organising the rallies – well done guys. Without you, this little club would cease to exist.

Ken and Doreen are off in North Queensland doing the grandparent thing for the school holidays, so no input from Ken for this newsletter. I can tell you though, the old bugga has bought a bike, renewed his Ulysses Club membership and is planning on riding down to Mornington with me next February, just to make sure I get there. Good one, Buddy.

Only a couple of months until registrations for our 11th AGM which will be held at Boonah in South East Queensland. Registrations have been pretty slow up to this time, so if you are intending to attend, please register and pay for the various events you want to attend at the rally, so that our suppliers can get their numbers organised.. Earlier this year, the various specialists told me that I have less than a year left on this mortal coil, and while I dispute that and am making plans for next year and the year after, just in case they are right, you had better get your acts together and come to Boonah to catch up with me one more time.

I note in the latest Riding On, some wanker (with a very low membership number by the way) reckons that if you favour an RV to attend an event, then you should not be in the Ulysses Club. They are still out there, and it's a shame that attitudes like his still exist, and after all this time I get a little fed up with people like him. I still ride my motorcycle, and have been on one Darling Downs Ride since we have been here, but apparently that would not be good enough for him, especially if I chose to attend a Ulysses AGM Rally with an RV. Anyway, I have taken note of his name and number, and when he can no longer ride long distances, buys an RV and applies to join the RV Group, if I am still around I will tell him exactly where he can stick his RV.






Now for a bit of humour. I went to the doctor the other day and she asked, "What can I do for you?" I replied, "I want you to lower my sex drive." "What?" she said. "You want me to lower your sex drive?" "Yeah," said I. "Its all in my head, I want you to put it back down in my groin!"

Safe Travels Everyone,



ULYSSES RV GEAR SHOP

GEAR SHOP

	<p>CLUB SHIRT</p> <p>Club shirt. Apple green with black highlights, with club logo embroidered on left chest. Available in both men's sizes XS - 5XL, and ladies sizes 8 - 26.</p> <p>Price \$35.00 plus postage. (Shirt will be ordered after payment.)</p>		<p>CLUB SHIRT WITH EMBROIDERED NAME.</p> <p>Club shirt. Apple green with black highlights, with club logo embroidered on left chest, and your name on the right chest. Available in both men's sizes XS - 5XL, and ladies sizes 8 - 26.</p> <p>Price \$39.50 plus postage. (Shirt will be ordered after payment.)</p>
 <p>NAME BADGES</p> <p>Don't forget to put the name you want on the badge in the field before clicking "Add to Cart".</p> <p>A distinctive name badge with your name and the RV Group logo, on a silver background. The badge has a magnetic plate background so you no longer have to poke a pin through your shirt, jacket or cap.</p> <p>\$15.00 plus \$2.40 postage</p>	<p>RV Wheel Cover Sticker.</p> <p>High quality RV (or 4WD) spare wheel cover sticker, featuring the RV Group logo. Sticker can be made to fit spare wheel cover from 13" up to 16". Of high quality vinyl with an anti grafiti covering applied. Cost of sticker only supplied, plus postage \$75.00.</p> <p>If you would like the manufacturer to apply the sticker to your cover, cost will be \$80.00 plus return postage of \$15.00. You will need to purchase a postage tube and send the cover to the address supplied in the checkout process.</p> 	 <p>NEW STOCK.</p> <p>200mm sticker - new logo. \$10.00 plus \$1.30 postage. Order more than one and combine postage.</p> <p>100 mm sticker - club logo. \$2.00 each plus \$1.00 postage. Order more than one and combine postage.</p>	<p>If you wish to purchase any items and don't wish to use Paypal or your credit card (secure transactions), then send Gordon an email at sales@ulyssesrv.org with details of the items you wish to buy, and I will send you bank details for bank deposit/cheque payment.</p> <div style="border: 2px solid red; padding: 5px; margin-top: 20px;"> <p>WARNING. Members with a heart pacemaker SHOULD NOT order the badge with the magnetic clasp, as it may interfere with the pacemaker. Please specify in the comments part of the order confirmation that you require a pin clasp if that is the case.</p> </div>

“Field of Lights:
Avenue of Honour
Albany WA
04Oct18-25Apr19

For those members that are travelling to WA during October 2018 until ANZAC DAY 25th April 2019, why not take the opportunity to check out the ‘Field of Lights; Avenue of Honour’ in Albany WA.

Take in the stunning sites of the Porongurup Nations Park, Stirling Ranges, Albany’s Whale World, Mount Barker Bakery, Amity, The Gap and Natural Bridge, National ANZAC Centre and the Albany Convict Gaol & Museum to name a few.

RAC WA
25 June at 1:03 pm · 🌐

It was wildflower season when the ANZAC's left Albany for World War I. Carried in their hats and hands were our state's wonderful wildflowers. To commemorate 100 yrs since the end of WWI, the summit of Mt Clarence in Albany will be covered in more than 13,000 illuminated glass globes as part of acclaimed artist **Bruce Munro's** 'Field of Lights: Avenue of Honour' installation. These globes represent the flowers the soldiers took with them... See the spectacle for yourself. ✨

Albany's Field of Light: Avenue of Honour
A glowing tribute to our Anzacs.
RAC.COM.AU [Learn More](#)

👍❤️😱 Sue Hardouin and 319 others 55 Comments 86 Shares

👍 Like 💬 Comment ➦ Share

4 OCTOBER 2018—25 APRIL 2019

The *Field of Light: Avenue of Honour* will be an immersive art installation by Bruce Munro illuminating the Avenue of Honour at Mt Clarence in homage to the Anzacs who departed from Albany for the Great War.