



CONTENTS

Editorial. Pg.1.

KT Report. Pg.2.

Qld Kilcoy Report Pg.3-4.

Qld Summerset Dam Xmas Rally. Pg.5.

2020 AGM. Pg.6.

NSW Tagalong Report. Pg.7.

Arvie Travels. Pg.8.

Just Kidding. Pg.9.

Members Report by Gordon & Judy Crosswell. Pg.10.

Members Report by Jill Foster. Pg.11-12.

WA Fonty's Pool. Pg.13.

Vic Calendar. Pg.14.

SA Calendar. Pg.15.

NSW Calendar. Pg.16.

Qld Calendar. Pg.17.

Facebook Comments. Pg.18.

Report from Grey Nomads. Pg.19

Food on a Budget. Pg.20.

Gear Shop. Pg. 21.

Editorial:

Hi all.

Well its nearly that time of year when we start to bring out the Xmas decorations and lights, to think about the time we are to spend with our family and friends. Do you have special plans this Christmas or just going to do the normal? Pete & I have no special plans, just spending time with our families.

We have just travelled over for the AGM at Meningie, along with Liz Tester & Jon Bidelle. The WA Tag-a-long was cancelled due to not enough people, so we decided to do our own thing. We crashed Glenn & Terry Trigg's and Liz Tester & Jon Bidelle "Rock Tour" instead. We met up with Glenn & Terry Trigg in Dardanup and travelled up to Narrogin, where Liz & Jon joined us. Glenn & Terry took us around the Wheatbelt Way (Granit Way) to explore the rocks in the (9 days travelling) WA Wheatbelt area. I didn't know half of these places existed. What a fascinating history we have.

We got to see some fantastic rock formations and weirs that our ancestors (and not that old a history) created to hold water for their settlements. All made by hand. Topian Weir, Beringboodiing Rock, Elachbutting Rock, Gabbin, to name a few. We ended up at Bromus Dam near Norseman, where we said goodbye to Glenn & Terry, and celebrated Jon's Birthday. 9 days free camping and putting the bus through its paces. If you wish to have a different view of WA (Highly recommended) then try the Wheatbelt Way. The trail map can be found on wheatbeltway.com.au or download the free trail app on Google play or Apple Store.

Liz, Jon, Pete & myself continued on across the Nullabor, through Horrocks Pass and down



through to Burra, Eudunda and Murray Bridge. All free camps along the way.

A big thank you to Max & his team for the AGM at Meningie. Although the weather wasn't the best (too windy and cold), it didn't stop us too much from exploring the area. The Coorong area is spectacular. One of the highlights was Raukkan Church on the Aboriginal Settlement. The church is depicted on the \$50 note along with the David Unaipon, the missionary. We met with some of the locals who told us the history of the place. Very informative.

We parted company with Liz & John at the Big Rocking Horse, Gumeracha. Liz & Jon are continuing their journey to Queensland and should be arriving home in time for the WA Birthday Bash at Fonty's Pool in February. We had a great time and shared many experiences with them along the way. We wish them a safe and happy trip and look forward to catching up with them next year. Richard Flinders takes over as Webmaster in December. I have retained the role as Editor and Memberships along with WA State Coordinator.

However if anyone wants to give me a hand in this (mainly on site representation) that would be fantastic.

Our thoughts to all those affected by the fires in NSW, QLD & WA. We hope you remain safe whilst travelling through this area. We hope you all have a very Merry Christmas and Happy New Year.



Stay safe and keep the shiny side up.

Editor (aka Judi)



CONTACT DETAILS

Ken and Doreen: (National Coordinator) —Ph. 0417630750- email: admin@ulyssesrv.org

Bob & Marilyn: (National Coordinator) - Ph. 0413 544 795—email: admin@ulyssesrv.org

Qld.—Gordon & Judy, Blip and Di: - email: queensland@ulyssesrv.org

S.A.—Max & Jacqui, Colin & Di, Wayne: - email: southaustralia@ulyssesrv.org

Vic.—Marilyn, Janice & Fred: - email: victoria@ulyssesrv.org

W.A.—Judi & Pete: - email: westernaustralia@ulyssesrv.org

NSW. — Carolyn & Ian, Robyn & John: - email: newsouthwales@ulyssesrv.org

Gear Shop—Gordon & Judy: - email: sales@ulyssesrv.org

Editor – Judi Raven: - email: editor@ulyssesrv.org

Webmaster—Richard Flinders: - email: webmaster@ulyssesrv.org

*Ken T Report -
National Coordinator*

KT's REPORT

by Ken Tacon

“ HI “

Well another A.G.M. has come and gone. A great time was had by one and all

I would like to Thank Max & All His Helpers, The Caravan Park for their help also in organising the event & to those people that travelled great distances.

To Gordon for his music ably assisted by Dusty. Thank You also to those that donated prizes for the raffle.

We were pleased to donate money from the raffle \$500.00 to The Progress Ass.

The A.G.M Was held Saturday morning.

National Coordinator	Ken Tacon / Doreen Tacon
Co-Coordinator	Bob Lucas /Marilyn Lucas
Qld Coordinators	Gordon Crosswell/Judy Crosswell Bob (Blip)Hendriks/Dianne Hendriks
N.S.W coordinators	Carolyn Hoye/Ian Hoye Robyn Keelty/John Keelty
Vic Coordinators	Marilyn Buckmaster-Flinders Janice Keyzer/Fred Keyzer
S.A Coordinators	Max Hart/Jacqui Hart Colin, Di & Wayne
W.A	Judi Raven
Editor	Judi Raven
Web master	Richard Flinders

Margaret and Steve from NSW and Ken and Cherie from VIC have resigned as coordinators

Thank you for all the hard work you have done.

Our Next Big Event is the RV GROUP Birthday Bash held at

Valla Beach Caravan Park From 15th march—22nd 2020

To Book Your Site Phone 026569 5555


Tell them you are with the ulyssesrv group

Until We Meet Again Travel Safe

Ken Tacon

National Coordinator & Admin

Ulysses Members RV Group.



QLD KILCOY TAGALONG REPORT

ULYSSES RV GROUP QUEENSLAND

**TAG-A-LONG SEPTEMBER
2019 RALLY REPORT**

to

**KILCOY SHOWGROUNDS – PEACH TREES JIMNA
FOREST**



**PART A: 03-09
September KILCOY
SHOWGROUNDS** was a great venue to start

off the September Tag-a-long. Being near the town of Kilcoy it provided a top venue for our avid op shoppers, an IGA, butcher etc. The showgrounds are currently going through a building upgrade so it will further enhance the offerings to travellers. We welcomed new member Di and Blue the dog, who had a day visit from Selma, Judy’s past workmate, and much catchup chatter occurred! Al & Di brought their new swish Winnebago for a jaunt. The potluck dinner was again very well supported, and we were able to access a covered pavilion for lighting, protection from the wind and a large site to enjoy our evening together. Our music night was enhanced by two members of a folk group about to move into the showgrounds for the weekend and Trish’s ukulele and Bill’s fiddle added to our entertainment. “Stitch & Yarn” sessions are always a favourite. We donned our green club shirts for our night on the town when we went to The Exchange Hotel for our evening meal,

with Arvie in tow. Utilising the courtesy bus added to the convenience of the occasion.



PART B: 06-09 September - Peach Trees Campground Jimna Forest

Just a short transition from Kilcoy to the Jimna Forest being an easy drive with the bellbirds escorting us through the beautiful rainforest. Being a National Park our members with dogs couldn’t join us on this leg, but the many large kangaroos certainly entertained us in the campground. The new flushing toilets were a welcome addition to the site. It would be fair to say that we were very cautious with our evening campfires as the whole of SE Qld was suffering from bushfires and in fact the day our stay ended a total fire ban was imposed. It was very sad to hear of the loss of the Binna Burra Lodge by fire. There were some enjoyable walks around the fringes of the camp through the forest, and at Happy Hour the community games provided by Darcy and Trine were very popular. Not enough



water in the creek to swim or kayak. The 4X4 adventure led by Blip and Di took us north to Landcruiser Park and then on forest roads through to the Mary Valley and on to Kenilworth for lunch at the local café before heading home past Charlie Moorelands Campground via Sunday Creek Road. The forest road was rough at times, but Judy and I were very appreciative because now our Nissan car radio is back working! Music while we drive, such a luxury.



We all seem to enjoy ourselves with camaraderie, laughter and relaxation on our rallies. It's a chance to meet others and chill!

The next QLDERS opportunity will be to the Xmas rally at **Somerset**

campground Nov 28 – Dec 2. (as per separate mailout advice)

We welcome you all to attend to celebrate the end of another year of travel!



Ulysses RV group members will be

*travelling to **Lake Albert, Meningie in South Australia** where we will gather for the*

Annual AGM Ulysses RV Group Rally 13 – 20 October.

Gordon and Judy (0423 864 492) Blip and Di



© Can Stock Photo



**ULYSSES RV GROUP QUEENSLAND
CHRISTMAS RALLY**

at



SOMERSET PARK CAMPGROUNDS - SEQ WATER

Thursday 28 November (arrive) – Monday 02 December (depart)

VENUE: SOMERSET CAMPGROUNDS

HOST: -Merv

- **Registrations Close: FRIDAY 01 NOVEMBER 2019**
- This closing date for registrations with Ulysses RV Group is **IMPORTANT**
- *Early advice to members due to pending ULYSSES RV GROUP AGM IN S.A. & request from SOMERSET Park Management to register early due to the popularity of the park on weekends in the summer months*
- You **MUST** book with the park. Email preferred:
somerset.parkcamping@seqwater.com.au or 0428 180 450
- Email - gordonjudith@bigpond.com to let us know your intentions
- **Holding 11 Powered Sites until *Friday 01 November**
- **Toilets / Showers** **Dump Points at Kilcoy/Esk/Toogoolawah**

POWERED SITES: \$35 **UNPOWERED SITES:** \$26 (Mention Ulysses RV Group for a 10% Discount)

PETS: **NO DOMESTIC PETS - * SEQ WATER REGULATION**

FIRE POLICY: Fire Slabs have been provided: Fires permitted unless bans are imposed

CHRISTMAS THEME: Get in the spirit: Dress up your van with coloured lighting, decorations etc etc

ATTRACTIONS: Lakes Somerset and Wivenhoe ; Esk, Fernvale
Kayak to your heart's content: Launch base below Site 40
Fishing (Permit Required – available online)

- **Great shop/café within walking distance**

FRIDAY 9-12 NOON - "Stitch and Yarn Session"

SATURDAY Arvo: Happy Hour Raffles

SATURDAY NIGHT: POTLUCK XMAS THEME MEAL- 6 for 6.30 pm followed by **SING A LONG**

RAFFLES: Donations towards a Xmas themed raffle appreciated

LOOKING FORWARD TO YOUR COMPANY:

REMEMBER!- BOOK POWERED SITES EARLY

Gordon and Judy (H: 07 32877616 M :0423864492 Email - gordonjudith@bigpond.com)

Philip and Di

Park Registration: somerset.parkcamping@seqwater.com.au



AGM 2020

Watch this space.

The 2020 AGM will be held at Mudgee AREC Centre on Ulan Rd about 2km from town starting 19th October until 26th October 2020.

This is a closed venue that we have totally booked for the week. It is a great venue where they hold the trade shows and other large caravan club rallies etc.

It has 400 powered sites so shouldn't be a problem fitting us in and ample water. All bookings will be done through the ULYSSES RV site (you cannot book with the venue).

There will be a Thursday and Saturday night meals and a Sunday breakfast and free wine tasting on site Wednesday and Thursday afternoons for the first 50 people who book for it each night.

Lots of wineries to visit in the area and some other great towns nearby. There will be more information coming soon so put the dates in your diary and we will see you there.

Cheers

NSW AGM Team



**NSW Tagalong
to AGM**

NSW tagalong to Meningie AGM

The tagalong started in Mendooran, NSW and travelled over 1200 km to Meningie, SA. Some were there from the start right until the end and others joined along the way.

The trip included popular free camps such as Condo's, Gum Bend Lake and Goolgowie (home of Australia's best lamb shanks according to Margaret). There was the quiet and secluded Wanda Wandong campground in Goobang National Park and Mamanga campground in Yanga National Park.

Not many could resist stopping in at bakeries in little country towns along the way and doing their bit for the town economy. There were painted silos to admire. Ian and Terry even went for a swim at Lake Condoblin.

On a very hot day, as a raging dust storm hit people were forced to make a decision. Stay in the van or go to the club? Hard choice!

Everyone arrived safe and well ready for another week of meeting up with friends, new and old, and enjoying the sights of Meningie.



Tricky Brain Teaser

I can be Quick and then I'm deady.

I am a Rock, Shell and Bone Medley.

If I was made into a man, I'd make people Dream.

I gather in my millions by Ocean, Sea's & Streams.

WHAT AM I.

Arvie's Travels



Arvie is off travelling with Alan & Linda Warner from WA until the AGM in Mudgee 2020.

Arvies Travels

Hi everyone

Just letting you know what has happened to me since the AGM.

We stayed on at Meningie for an extra couple of days, what a difference weather makes, a little bit of sunshine and Meningie is a totally different place. From there we travelled west to Port Elliott and visited some of Alan and Linda's friends at Middleton and Victor harbour. While there we were lucky enough to catch up with Ian and Jenni. We moved on from there and stayed at Kingston for a couple of days with some more friends. Following that we went to Naracoorte, didn't stay there long as we only wanted to visit the caves and Alan wanted to check a pub out there.. Then we were off to Horsham pretty much to visit the Grampians didn't stay long as we felt Ararat would suit us better. We spent a bit of time sightseeing but the weather gods still weren't being kind to us so we didn't get to see as much as we would have liked Barrarat was our next port of call where guess what, lunch with some more friends and a photo shoot with Ned Kelly. Weather still not great in fact very cold and wet, we gave the Ballarat Show a miss but did manage to get to the Eureka Stockade Memorial and Sovereign Hill which was very enjoyable. Apparently we are heading to Daylesford for the day tomorrow then off to Bendigo for a couple of days. Will report in again soon.



Take care

Arvie

Hi everyone, Arvie here. My new carers have been very busy catching up with friends at Port Elliot, Victor Harbour and Kingston so we haven't been out and about much. We are on the road now and will take a few pics of our travels as we go. Take care everyone and enjoy.



Just Kidding!!

A husband and wife are sitting quietly in bed reading when the wife looks over at him and asks the question....

WIFE: "What would you do if I died? Would you get married again?"

HUSBAND: "Definitely not!"

WIFE: "Why not? Don't you like being married?"

HUSBAND: "Of course I do..."

WIFE: "Then why wouldn't you remarry?"

HUSBAND: "Okay, okay, I'd get married again."

WIFE: "You would?" (with a hurt look)

HUSBAND: (makes audible groan)

WIFE: "Would you live in our house?"

HUSBAND: "Sure, it's a great house.."

WIFE: "Would you sleep with her in our bed?"

HUSBAND: "Where else would we sleep?"

WIFE: "Would you let her drive my car?"

HUSBAND: "Probably, it is almost new."

WIFE: "Would you replace my pictures with hers?"

HUSBAND: "That would seem like the proper thing to do.."

WIFE: "Would you give her my jewelry?"

HUSBAND: "No, I'm sure she'd want her own."

WIFE: "Would you take her golfing with you?"

HUSBAND: "Yes, those are always good times."

WIFE: "Would she use my clubs?"

HUSBAND: "No, she's left-handed."

WIFE: -- silence--

HUSBAND: "Shit."

**Gifts For A Teacher**

It was at the end of the school year, and a kindergarten teacher was receiving gifts from her pupils. The florist's son handed her a gift. She shook it, held it overhead, and said, "I bet I know what it is. Some flowers." "That's right" the boy said, "but how did you know?" "Oh, just a wild guess," she said. The next pupil was the candy shop owner's daughter. The teacher held her gift overhead, shook it, and said, "I bet I can guess what it is. A box of sweets." "That's right, but how did you know?" asked the girl. "Oh, just a wild guess," said the teacher. The next gift was from the son of the liquor store owner. The teacher held the package overhead, but it was leaking. She touched a drop of the leakage with her finger and touched it to her tongue. "Is it wine?" she asked. "No," the boy replied, with some excitement. The teacher repeated the process, taking a larger drop of the leakage to her tongue. "Is it champagne?" she asked. "No," the boy replied, with more excitement. The teacher took one more taste before declaring, "I give up, what is it?"

With great glee, the boy replied, "It's a puppy!"



Gordon & Judy's Adventure Trip to the Ulysses RV AGM at Meningie SA.

PART 1

Early Monday morning Sept 25 we left our place in Cornubia Qld to begin our trek to SA.



This account relates to the first few days –

Gordon had planned the trip months earlier to fit in around his music gigs, so as a compromise for the long drive on the 1st day he had planned our first night stop over to be at the Gwyder Caravan Park in Moree so we could “revive our joints and relax our bodies”. What a good idea as it worked a treat!



The weather turned cold overnight with clear skies as we headed south then west, stopping at Brewarrina for lunch beside the Barwon River. Stopping briefly in Bourke and recalling the pleasant time we spent in the Caravan Park after the Cobar AGM, when we had Rick for company, we turned south and chose Curraweena rest area, 61 kms south of Bourke, to camp for the night. How pleasant! Red soil, off the road, camp - fire, spectacular sunset, and GOATS!! Friendly little devils turned up at the van at breakfast time with their kids in tow, expecting McDonalds!

Saying goodbye to our newly made friends, towards Cobar we headed, turning west on the Barrier Highway to Wilcannia, where we had an interesting conversation with the young lad pumping petrol at the depot in an otherwise struggling town.

White Cliffs was our goal for the night, so the rig was headed NW on to the Miners Way. And what a road! The best we'd driven on!!

White Cliffs was all we expected it to be – white, cliffs yes! But such an interesting place with a varied history, and a strong sense of community. The town began with the chance finding of opals, with the unique Pineapple Opal being the prize. We opted for a town tour which included being shown through one of the many underground homes where the inside temperature is 26* even when the external soars to the high - 30s, the underground motel, the hundreds of mine sites in the diggings, and the now defunct solar farm. The tales of hardship due to lack of water, isolation, disease & accidents had us reflecting on the toughness needed to live here, especially on the women and children.



And onto Broken Hill.....

Gordon & Judy Crosswell

MEMBERS REPORT by Jill Foster

We did not get to the AGM in SA this year. We had already made commitments to attend the National Caravan Rally which is held every three years somewhere in Australia. This year it was being held in Albany WA during the same time that the RV AGM was being held.

So, about two years ago, we thought, what a great chance to go there, but by the long way, over the top of Australia. We set off just after the NSW winter rally at Coonabarabran in August. Our intention was to spend as much time as we could in WA as this was the state that we had seen very little of over the years. By the twelfth day of our journey we were at Lake Argyle in the northern part of WA. The water was so blue, weather was really great and we finally understood why so many greynomads go north every year. Kununurra was our next place to camp and to explore the surrounding areas. Roger managed to acquire his first ever flat tyre in all his years of driving whilst we were exploring the gorges at El Questro. What a wonderful day that was too!!!

We moved onto Broome and also had a delightful time there, but only managed to see a very poor display of the 'stairway to the moon' due to the hazy evenings we had. After we had found all the great coffee places, we ventured to explore the Bungle Bungles National Park. Roger took a flight over the area and hasn't stopped talking about it ever since, he just loves seeing the earth from above. Walking in the National Park was very exhilarating as we were able to listen to opera in the Cathedral gorge. The singer's voice reverberated in the gorge and was just exemplary. How wonderful our country is; it equals anything we have seen in any other part of the planet.

Meandering down the west coast we camped at Exmouth for some days and explored the seaside and national parks in this area. We then ventured further south, stopping at Coral Bay and then also Geraldton for extended periods. It was at Geraldton that we started to run into people that were heading to the same place we were, the National Caravan Rally. After spending some time visiting all the attractions in this area, we decided to go inland to Mullewa and see the famous fields of the Western Australian wildflowers. And I am so glad that we did make this decision. Seeing the Wreath flower really made the trip worthwhile. It was as we were leaving Mullewa that we discovered we had another flat tyre on the Ranger. This time Roger was able to find the fault, a teck screw, and able to fix the puncture. So two hours later we were on our way again.

Continuing further south we followed the wildflower trail through to Moora. At this point we did a day trip to the coast to see the Pinnacles. It was fascinating to be in this national park. We didn't intend to but couldn't resist stopping at the monastery village of New Norcia. The history of this place was fascinating so we stayed there in their free camp.

Having decided that on this trip we would "do" the inland bits as thoroughly as possible, we continued to explore all the small towns in the central area of south Western Australia. There are many quaint historical icons hidden in such small towns and so many of these places are really doing it tough, especially in these times of little water. It was very interesting talking to the locals, who wanted to know all about where we had been.

The 14 October which was the start of the AGM for the National Rally came upon us before we knew it, so we were there in all eagerness, excited about spending the next nine days at this spot. It was a very well organised event, with good food, great entertainment and lots of places to explore around Albany. There were 402 caravans that represented about 80 caravan clubs throughout Australia.

After spending eight weeks discovering what Western Australia had to offer, we drove across the Nullarbor taking with us millions of flies and really strong winds. We reached Streaky Bay, meeting up with two other couples from our Jayco club; one of the ladies celebrated her 50th birthday and of course, we all assisted her at having a great time.

We parted ways and headed off to Port Augusta where we met up with some friends who we have known for more than 50 years. Always great fun to do this. After several days here, we headed up to the Flinders National Park; more walks and doing a tour of the mine at Blinman. This NP has so many feral goats, it really surprised us.

We are now at Condoblin, after spending some time exploring Broken Hill. It seems we may have left the wind and the dust behind. From here we are going toward the east coast, reaching the NSW Rally being held at Jimmy's Beach on the 20 November, in time for another great week with friends.



Wreath Flower—Mullewa WA



Stonehenge Esperance WA





ULYSSES MEMBERS RV GROUP – WA BRANCH



FEBRUARY Birthday RALLY 7-9 FEBRUARY 2020



FONTYS POOL MANJIMUP



We had such a Great Time last year,
we're doing it again

7TH BIRTHDAY CELEBRATIONS

- Pot luck dinner as per usual on Saturday. (Don't forget the condiments and serving utensils, own plates and cutlery)
- PET Friendly (\$50 pet bond required) No Pets in Camp Kitchen, Pools or anywhere food is served (Happy Hours/Pot Luck Dinner)
- BBQ at Big Brook Dam, Movie Night, Day Trips
- Green Room Camp Kitchen for our exclusive use
- All situated close to amenities

Fonty's Pool is a historic freshwater swimming pool near Manjimup, Western Australia. It is registered with the National Trust of Australia as an area of heritage significance.

Cost: \$33/night or \$200/week (minimum 3 night stay)

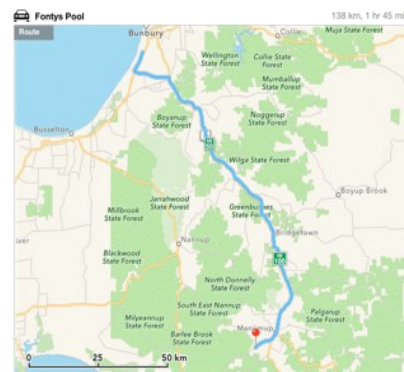
**EACH MEMBER TO BOOK AND PAY FOR
THEIR OWN SITES**

Advise Park you are with the Ulysses RV Group when booking to keep us all together.



CONTACT DETAILS:

Jeremy and Kelly Beissel
Address: 699 Seven Day Rd, Manjimup WA 6258
Phone: (08) 9771 2105
Email: office@fontyspool.com.au
<https://www.fontyspool.com.au>



Directions from Bunbury

Vic Rally Calendar.

SHEPPERTON RALLY

7-9TH FEBRUARY 2020

VICTORIA LAKES CARAVAN PARK

(03) 5821 5431

**10% discount for Ulysses RV Members
(must advise you are with the UMRV Group upon booking)**



Shepparton is a major commercial centre, located between [Nagambie](#) and Numurkah on the Goulburn Valley Highway which is the main inland road route between Melbourne and Brisbane.

Richard and my next rally will be in

Myrtleford Holiday Park

Friday 24th to Tuesday 28th April 2020.

03 5752 1598.

That sounds scary. Where did this year go. The park is booked out after the 28th. I have reserved 18 sites and if you wish to arrive earlier the sites are booked from the 18th.

Please say you are with the RV group.

Price is \$35.00 which will include a sausage sizzle one night.

There are no other discounts.

This area is very pretty in Autumn. The park is pretty busy so don't wait too long to book. Please let me know if you are going. Cheers Marilyn and Richard.





SA ULYSSES RV WEEKENDS IN 2019

These weekends are open to all regardless of how you get there, even if you don't have an RV, bring a tent or book a cabin (where available)

November 8th to 10th

Kingston on Murray

For bookings call the caravan park 08 8583 0209 and say you're with Ulysses

'THIS IS ALSO ON'

These are add-ons to our official weekends, and maybe weekenders or even 'through the week trips' that some of us are doing that you may want to join in. As with the four annual official events it is come any way you can, camp any way you like and enjoy socialising with your Ulysses mates.

They are

No additional events at this stage.





NSW 2019 Rally Calendar

The S.A. group will host our AGM rally this year during October.

Spring – Hawkes Nest on the NSW Mid North Coast.

Wed 20th to Wed 27th November

Let's prepare for summer on the waterfront at

Jimmy's beach Reflections Holiday Park

We've been offered 10% off when booking on 02 4997 0466

You must mention Ulysses members' RV group to get the deal.

As each rally approaches we will continue to post notifications and updates via email, Facebook and the Kermit Chronicle.



QLD 2019 Pro-
posed Calendar



ULYSSES QUEENSLAND RV GROUP

PLANNER PROPOSALS 2019

**This is a guide ONLY to be utilised as a forward planner for 2019*



NOVEMBER - DECEMBER 29/11-02/12 Somerset Caravan Park

**This is a guide ONLY to be utilised as a forward planner for 2019*

Gordon and Judy (0423 864 492) gordonjudith@bigpond.com

Blip and Di



© Car Stook Photo



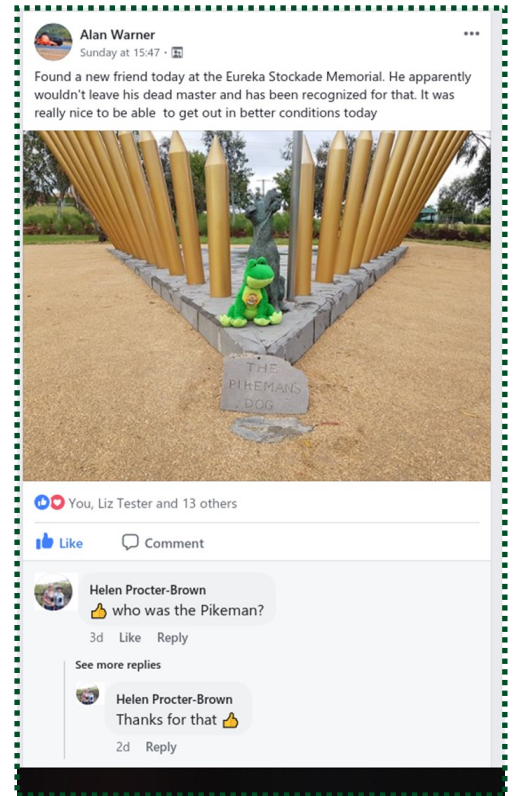
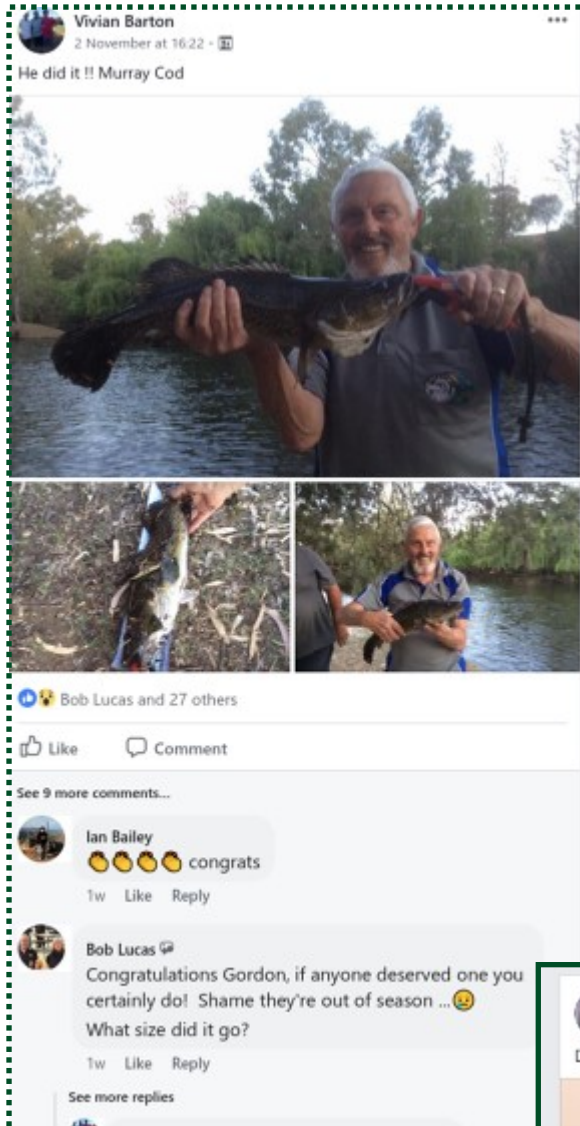
Facebook Comments

This group is for Ulysses Club Inc members who own and use Caravans, Motorhomes, Campervans or Camper Trailers. It was started to facilitate members of the Ulysses Club who have moved onto RV travel or own and use an RV, to maintain the friendship of the Ulysses Club. To join the RV Group you or your partner must be a member of the Ulysses Club Inc. As the site grows we will bring you the latest news and get together reports, plus any news we think is relevant to RV'ers concerning our lifestyle.

This group is moderated and anyone posting indecent, offensive, insensitive or similar posts will be kicked out of the group.



Facebook Comments



A REMINDER TO ALL FB USERS

*This Facebook page is **not** the forum for which you should be making derogatory comments on the running of the Club, Events or Socials. If you have a problem with something or someone, please speak with your State Coordinator, Event Coordinator or the person directly.*

This Facebook Page has been set up so you can let everyone know what you have been up to, reports and general information.

Please refrain from posting indecent, offensive or insensitive posts. We are in the process of updating our moderators and Admin staff, so we rely on you to keep within our guidelines.

Your assistance is greatly appreciated.



My Backyard

This section is for you to show off your Backyard and tell a bit about it.

My Backyard

Sorry no 'My Backyard' report was submitted for this newsletter.

Maybe next one!!!

A report from The Grey Nomads Site:

Caravan expert Dave Lewis from the Weightcheck Mobile Caravan Weighing business in Brisbane explains the importance of correct towball weight for grey nomads



Towball Mass, or TBM, is a very important measurement that contributes to the overall weight of the caravan and also the tow vehicle.

The TBM directly affects the stability of the caravan and the whole rig, so it is important that you get the towball weight right. Caravan manufacturers recommend a ball weight of between 9-11 % of the total fully laden caravan weight, or Aggregate Trailer Mass (ATM).

The ATM of a caravan, is recorded on the Vehicle Compliance Plate, and is the maximum allowable weight of the fully loaded caravan. The ATM is measured with the caravan unhitched from the tow vehicle, and comprises the weight of the caravans' wheels or axles, and the tow ball weight. Most caravan compliance plates will have a stamped weight called "Towball Mass at Tare".

When a caravan is built, the compliance plate records the Tare Weight, which is the dry weight of the fully completed caravan. Tare weight is the sum of the wheel or axle weights, and the ball weight, and is measured with the caravan at level. Once the caravan takes on load, the breakup of axle weights and towball weight completely changes.

Using the 10% rule, your caravan needs to have a good distribution of weight in order to keep it stable. If the TBM is too light, the most common result is it will create dangerous sway in the van, which is a caravanner's worst nightmare.

Alternatively, if the ball weight is too heavy it increases the stress on the tow vehicle, by adding heavy load on the rear axle whilst making the front axle lighter. This makes for a dangerous scenario by making the steering lighter and changes the braking dynamics of the vehicle. We recently conducted a series of tests on the effects the towball mass has on the weight dynamics of a caravan, and the results are very interesting.

One of the caravans we weighed was a tandem axle van with independent suspension, with a total loaded ATM of 2522 kgs, and a towball mass of 232 kgs at travel height. Travel height is measured with the hitch at the same height as when the caravan is attached to the tow vehicle.

We then measured the TBM 50mm lower than travel height, and the TBM decreased by 22kgs, the front axle got heavier by 129kgs, and the rear axle got lighter by 107kgs. We then measured the TBM at 50mm higher than travel height with the TBM increasing by 20kgs, the front axle getting lighter by 140kgs, and the rear axle heavier by 120kgs.

So, you can see that the whole dynamics of the caravan change with the towball weight measured at different heights. If you have your own towball scale you need to be taking the reading with the hitch at travel height.

Towball Mass is just as important for the tow vehicle as it is for the caravan, as it is included in the total fully loaded weight of the car, the Gross Vehicle Mass. The GVM of the tow vehicle, includes any after aftermarket accessories like bull bars, roof racks etc, fuel, passengers, cargo, and includes the TBM of the caravan when attached.

So using the 10% rule, some of the bigger caravans will use up to 350kgs of the available payload of the tow vehicle. Towball weight is only one of six compliances that need to be checked to ensure your rig is within its limitations. With the authorities taking a harder stand on road safety, everyone needs to ensure their rigs are compliant, and weight compliance is undoubtedly the biggest issue.



Food on a BUDGET

Here is this months Recipes for you all to have a try.

Anyone want to have a go and let me know what you thought of them.

Send your comments to

edi-tor@ulysses.org_ssesrv.org



Easy Scrambled Omelette

This omelette is an easy recipe and only requires a number of ingredients you need to make it the way you like it. An omelette is a tasty and hearty meal to have and they are so easy to cook in the camp oven. Add your own ingredients to suit your taste.

Ingredients:

- 2 eggs
- Bacon
- Chorizo
- Tomatoes
- Cheese

Step One.

Fry off bacon and chorizo and place into a ramekin dish, in this case, I'm using the underside of a camp oven lid as a frypan.

Step Two.

Now some cheese and tomato, slightly beat 2 eggs and pour on top of the other ingredients in the ramekin.

Step Three.

Place in camp oven and cook for about 15 minutes then serve and enjoy!



<https://www.thecampovencook.com.au/scrambled-omelette/>



Dickie's Apple Cinnamon Sponge

These individual apple cinnamon sponge cakes look delicious! So easy to make and can be baked in ramekins placed in the camp oven!

Ingredients:

- 2 Granny Smith apples
- 1 cup of sifted self-raising flour
- 2 tablespoons butter
- 2 dessert spoons brown sugar
- 1/3 cup milk
- 1 egg
- 1 teaspoon of vanilla
- 60g butter
- 1/4 cup caster sugar

Method:

Step One.

In a camp oven melt the butter and sugar, add apple slices, cook until tender. Place in a ramekin bowl.

Step Two.

Cream 60g butter and 1/4 cup caster sugar in a bowl.

Step Three.

Add one egg and one teaspoon of vanilla, mix until smooth.

Step Four.

Add 1 cup of sifted self-raising flour alternately with 1/3 cup milk, mix till well combined. Place on top of the apple, cook in a warm camp oven about 160 for 20 minutes. Save leftover sugar mix to pour over the top of the cake before serving.

Step Five.

The most important step – eat and enjoy!



www.thecampovencook.com.au/dickies-apple-cinnamon-sponge/

ULYSSES RV GEAR SHOP



CLUB SHIRT

Club shirt. Apple green with black highlights, with club logo embroidered on left chest.

Available in both men's sizes XS - 5XL, and ladies sizes 8 - 26.

Price \$35.00 plus postage*. (Shirt will be ordered after payment.)

*Shipping for shirts \$12.00



CLUB SHIRT WITH EMBROIDERED NAME.

Club shirt. Apple green with black highlights, with club logo embroidered on left chest, and your name on the right chest.

Available in both men's sizes XS - 5XL, and ladies sizes 8 - 26.

Price \$39.50 plus postage*. (Shirt will be ordered after payment.)



NAME BADGES

Don't forget to put the name you want on the badge in the field before clicking "Add to Cart".


A distinctive name badge with your name and the RV Group logo, on a silver background. The badge has a magnetic plate background so you no longer have to poke a pin through your shirt, jacket or cap.

\$18.00 plus \$2.40 postage

RV Wheel Cover Sticker.

High quality RV (or 4WD) spare wheel cover sticker, featuring the RV Group logo. Sticker can be made to fit spare wheel cover from 13" up to 16". Of high quality vinyl with an anti grafiti covering applied. Cost of sticker only supplied, plus postage \$82.00 plus \$15 postage.

If you would like the manufacturer to apply the sticker to your cover, cost will be \$87.00 plus return postage of \$15.00. You will need to purchase a postage tube and send the cover to the address supplied in the checkout process.



NEW STOCK.

200mm sticker - new logo. \$10.00 plus \$1.30 postage. Order more than one and combine postage.

100 mm sticker - club logo. \$2.00 each plus \$1.00 postage. Order more than one and combine postage.

If you wish to purchase any items and don't wish to use Paypal or your credit card (secure transactions), then send Gordon an email at sales@ulyssesrv.org with details of the items you wish to buy, and I will send you bank details for bank deposit/cheque payment.

WARNING. Members with a heart pacemaker SHOULD NOT order the badge with the magnetic clasp, as it may interfere with the pacemaker. Please specify in the comments part of the order confirmation that you require a pin clasp if that is the case.

GEAR SHOP